

A HUNDRED DOLLAR ILLUSION for NIGHT CLUBS for TEN CENTS

For a swift, sure and baffling illusion that can be performed on stage, in night club, or in parlor, this has the added qualities of minimum cost and no preparation. While it should be performed "full front," it is feasible even at difficult angles.

The effect is of the familiar penetration pattern. A girl passes through a tape, but no cabinet is required. The only covering is a large sheet of cardboard, about the size of an outspread newspaper, but any similar object—such as a large serving tray—can be used if available.

Exhibiting the tape, the magician hands one end to an assistant and draws away the other end to form a waist-high barrier in front of the girl, who turns around a few times so that the audience can see her to better advantage.

The assistant is holding the large tray and lifts it so that the magician can take the other end. The tray goes in front of both the girl and the tape, and it is held at arm's length so that the audience can see the ribbon emerging from each side. Magician and assistant work the tape in sawing fashion and the girl completes her pirouette and walks right through the tape, lifting the tray as she reaches it.

The illustrations show the three important phases of this illusion from the audience's viewpoint. The explanatory pictures reveal what happens behind scenes at what is really the vital stage of the performance.

After the girl has turned around, the assistant starts to raise the tray. Beginning another turn in the direction of the assistant, the girl reaches in back of her and grasps the tape with the hand away from the assistant, who immediately releases his end of the tape.

Her hands resting on her hips, the girl gives no inkling of this manoeuver, but speeding her turn, she whips the tape around behind her and into the waiting hand of the assistant who catches the end before it can slide through the girl's

All this is covered by the raising of the tray which the assistant keeps close enough to hide the switch while waiting for the magician to reach out and take his end of the tray. This done, the tray is drawn the magician's way, the girl following it while the assistant steps back to let the tape show itself toward his direction.


Now the tape is actually behind the girl, but both magician and assistant keep sawing it in a forward direction. This effect being established, the girl takes the tray, raises it above her head and steps forward, apparently passing through the tape.

Rehearsal is needed to insure the pick-up and the proper timing. If preferred, the magician can work the switched end

of the tape, letting the assistant pay out from the other end; this is better if the assistant is unrehearsed as anyone can handle the fixed end of the tape. But with a regular assistant it is more effective for the magician to provide the misdirection while the switch takes place at the other end.

In actual operation, the switch should take less than a second and the whole process can be covered by a natural raising of the tray. Therefore the performance should be deliberate to lessen the comparative length of the time allowed for the switch. With practice, the whole procedure can be cued, the magician waiting before drawing the tray his way until the assistant thrusts it as proof that the free end is again in hand.

CHINESE RICE BOWLS — ONE VERSION



Budding magicians will find the Chinese Rice Bowls well worthwhile as a feature in their programs. The full

water. One bowl already contains water and is covered with a celluloid disk just the size of the bowl rim. This bowl may

GIRL THRU TAPE . . .

AN IDEA OF
JOSEPH YADAH





DIAGRAM: SHOWING HOW GIRL IS ABLE TO "WALK THROUGH" THE TAPE !!!

